







# CLOUD

**MANUFACTURER:** TreCe | **DESIGNER:** Ebba Hellberg and Sigrid Ljungström

Cloud is a mobile recycling system. The recycling unit has a lacquered MDF frame with inlets from both sides. The 2-door frame comes with four black castors, 3-door has five: all rubber castors swivel and two on each unit lock. Cloud has operable steel doors on one side for ease when emptying and a fixed steel back. Various symbols are available. Symbols specified on the front are mirrored on the backside. The inside compartment and doors have angled steel guides to lead waste into the bag. White steel pull-out bag holders included. 2-door frame load capacity per unit is 705.2 lbs; 3-door frame is 881.5 lbs.

Cloud is eco-friendly. For sustainability certifications, refer to the [product page](#).



RECYCLING/WASTE	ITEM #	DESCRIPTION	DESIGN NOTE	W	D	H	PRICE
	25-090-3001	2 steel doors, MDF frame w/ castors, no symbols	accommodates 22.5 - 33 gallon bags	31"	19.75"	43"	\$5,639
	25-090-3011	2 steel doors, MDF frame w/ castors, symbols on front + back of unit*	accommodates 22.5 - 33 gallon bags	31"	19.75"	43"	\$6,019
	25-090-3021	3 steel doors, MDF frame w/ castors, no symbols	accommodates 22.5 - 33 gallon bags	46.25"	19.75"	43"	\$6,655
	25-090-3031	3 steel doors, MDF frame w/ castors, symbols on front + back of unit*	accommodates 22.5 - 33 gallon bags	46.25"	19.75"	43"	\$7,225
<b>ACCESSORIES</b>	<b>ITEM #</b>	<b>DESCRIPTION</b>					<b>PRICE</b>
	25-090-3060	1 removable moisture protection container					\$154
	25-090-3062	1 removable black rubber mat liner					\$62

# CLOUD

MANUFACTURER: TreCe | DESIGNER: Ebba Hellberg and Sigrid Ljungström



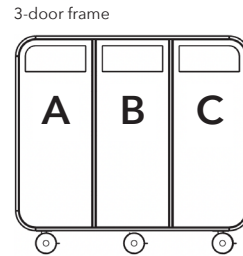
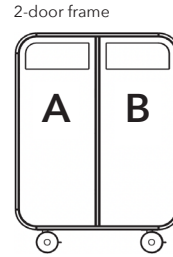
Cloud is a mobile recycling system. The recycling unit has a lacquered MDF frame with inlets from both sides. The 2-door frame comes with four black castors, 3-door has five: all rubber castors swivel and two on each unit lock. Cloud has operable steel doors on one side for ease when emptying and a fixed steel back. Various symbols are available. Symbols specified on the front are mirrored on the backside. The inside compartment and doors have angled steel guides to lead waste into the bag. White steel pull-out bag holders included. 2-door frame load capacity per unit is 705.2 lbs; 3-door frame is 881.5 lbs.

Cloud is eco-friendly. For sustainability certifications, refer to the [product page](#).

## HOW TO ORDER

example:	<b>PRODUCT</b>	Cloud - recycling/waste
	<b>ITEM #</b>	25-090-3011
	<b>DESCRIPTION</b>	2 steel doors, MDF frame w/ castors, symbols on front + back of unit*
	<b>FRAME FINISH</b>	anthracite 25-W3510
	<b>DOOR FINISH</b>	anthracite 25-S3310
	<b>ACCESSORIES</b>	25-090-3062 1 removable black rubber mat liner
	<b>SYMBOL LOCATION 2-DOOR FRAME</b>	refer to Reference Chart and list symbols per numbered location
	<b>A</b>	waste white 25-L7500
	<b>B</b>	bottles cans white 25-L7503
	<b>SYMBOL LOCATION 3-DOOR FRAME</b>	refer to Reference Chart and list symbols per numbered location
<b>A</b>	(if applicable)	
<b>B</b>	(if applicable)	
<b>C</b>	(if applicable)	

## REFERENCE CHART



## NOTES

\*symbols specified on front of unit are mirrored on the backside

Scandinavian Spaces reserves the right to amend any pricing/information.

## MATERIALS + FINISHES chart 25

### FRAME

#### MDF lacquered frame

25-W3500 white NCS S0502-Y	25-W3501 pearl white RAL 1013	25-W3502 warm grey RAL 7032	25-W3503 saffron RAL 1017	25-W3504 olive RAL 6013	25-W3505 forest green RAL 6020	25-W3506 brilliant blue RAL 5023	25-W3507 pink RAL 3014	25-W3508 wine red RAL 3005	25-W3509 chocolate RAL 8014	25-W3510 anthracite RAL 7016

### DOORS

#### steel doors

25-S3300 white RAL 9010	25-S3301 pearl white RAL 1013	25-S3302 warm grey RAL 7032	25-S3303 saffron RAL 1017	25-S3304 olive RAL 6013	25-S3305 forest green RAL 6020	25-S3306 brilliant blue RAL 5023	25-S3307 pink RAL 3014	25-S3308 wine red RAL 3005	25-S3309 chocolate RAL 8014	25-S3310 anthracite RAL 7016

### SYMBOLS

white symbols (recommended on steel door in the following colors - warm grey, olive, forest green, brilliant blue, pink, wine red, chocolate, anthracite)

25-L7500 waste white	25-L7501 plastic white	25-L7502 bottles white	25-L7503 bottles cans white	25-L7504 metal white	25-L7505 paper white	25-L7506 recycling white

anthracite symbols (recommended on steel door in the following colors - white, pearl white, saffron)

25-L7600 waste anthracite	25-L7601 plastic anthracite	25-L7602 bottles anthracite	25-L7603 bottles cans anthracite	25-L7604 metal anthracite	25-L7605 paper anthracite	25-L7606 recycling anthracite